

TV-116A / TV-146A

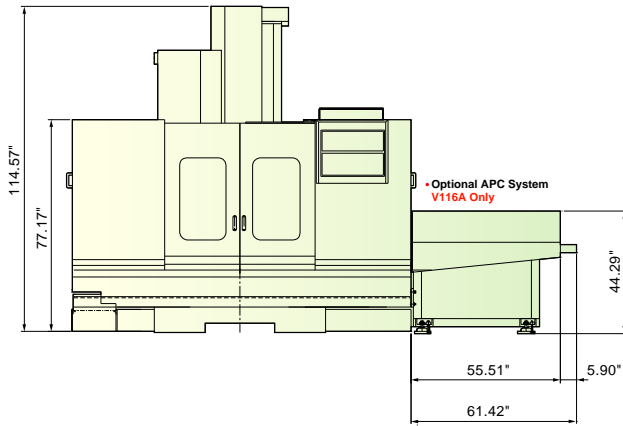
VERTICAL MACHINING CENTER With FANUC 18MC Control



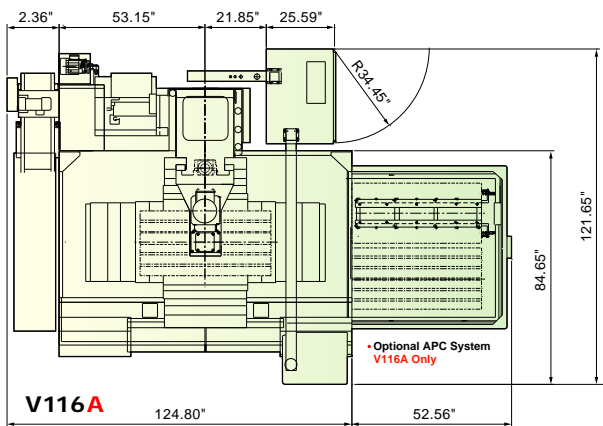
- FEATURES
- Powerful 20 HP Spindle Output
 - 8000 RPM Maximum Spindle Speed
 - Extra-Wide Hardened & Ground Ways
 - World Patented One Piece T-Base Design
 - Rigid Tapping & Helical Interpolation
 - Full Coolant and Chip Guards
 - Dual Chip Augers on Machine Base
 - Rugged Meehanite® Castings
 - Automatic Central Lubrication System
 - Remote Manual Pulse Generator
 - 60 Gal. Stand Along Coolant Tank
 - RS 232C Interface
 - Fast 24 Tool Swing Arm ATC System
 - Random Access / Bi-Directional ATC
 - AC Digital Servo & Spindle Drives
 - Swivel Control Panel for Ease of Operation
 - Full Alphanumeric Keyboard
 - Precision Hardened & Ground Ballscrews
 - Lift-up Type Chip Conveyor
 - Turcite-B Coated Slide Ways
 - Heavy Duty Coolant Pump
 - Handy Coolant Gun
 - Spindle Air Blast System
 - Maximum Table Load: 3,300 lb. (V146A)

YCI SUPERMAX®
PRECISION MACHINES

DIMENSION



UNIT: Inch

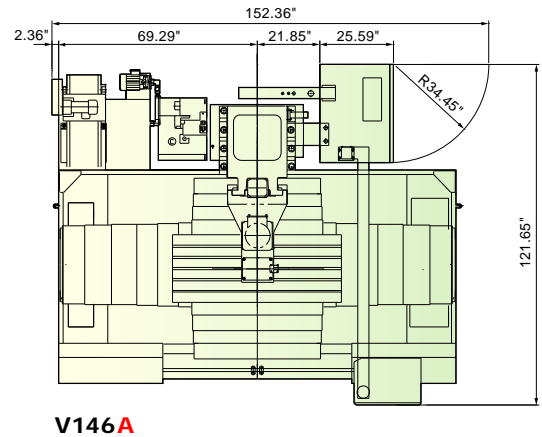


STANDARD ACCESSORIES

- M.P.G. Hand Wheel
- One Set of Chip Conveyor
- Two Sets of Chip Auger
- 24 Tool Magazine
- Coolant System
- Chip Enclosure
- Spindle Air Blast
- Central Lubrication System
- Pilot Lamp
- Working Lamp
- Tool Kits
- Leveling Blocks and Bolts
- Mechanical, Electrical & Operating Manual

OPTIONAL ACCESSORIES

- Automatic Pallet Changer (V116A)
- Optical Scales
- Chip Enclosure & Auto Door
- 4th Axis Rotary Table
- Oil Skimmer
- Mist Coolant System
- Cutting Air Blast
- Transformer
- Heat Exchanger for Control Cabinet
- Two Speed Transmission
- Workpiece Measurement System (RENISHAW MP-10)
- Coolant Through Spindle System (DIN 69871 Form-B)
- Automatic Tool Length Measurement (METROL T-24E-01)



SPECIFICATIONS

	V146A	V116A
SPINDLE		
Motor	FANUC AC Digital Spindle Motor	
Horse Power	20 HP	
Maximum Speed	8000 rpm (4000, 10000 rpm optional)	
TRAVEL		
X Axis	55.1"	43.3"
Y Axis	23.6"	23.6"
Z Axis	24.8"	24.8"
TABLE		
Table Size	59.0" x 23.6"	47.2" x 23.6"
Load Capacity	3300 lb.	2640 lb.
Number of T-Slots x Size x Pitch	5 x 0.71" x 3.94"	
FEED RATE		
Rapid Feed Rate	X,Y,Z : 590 ipm	X,Y: 787 ipm Z: 590 ipm
Cutting Feed Rate	0.04 - 197 ipm	

	V146A	V116A
ATC		
Tool Type	CAT-40 / BT-40 (Optional)	
Maximum Tool Weight	13.2 lb./each	
Maximum Tool Length	13.78"	
Tool Magazine Capacity	24 (30 Optional)	
ACCURACY (Linear)		
Table Positioning	± 0.00016"	
Repeatability	± 0.00008"	
GENERAL		
Power Requirement	220V, 3 Phase, 60Hz	
Power Consumption	40 kVA	
Pneumatic Pressure	85 psi (minimum)	
Machine Weight	24,200 lb.	23,000 lb.

Note: The manufacturer reserves the right to modify the design, specification, mechanisms, etc. to improve the performance of the machine without notice. All the specifications shown above are just for reference.



YCI Inc.

10629 Forest Street, Santa Fe Springs, CA 90670

TEL 562.906-6118 FAX 562.906-6107

ISO 9001, 14001 Certified Manufacturer

Web Page: www.ycisupermax.com E-mail: sales@ycisupermax.com

DEALER: