

# FV-56T APC

Automatic Pallet Changer

## VERTICAL MACHINING CENTER

With FANUC 18MC Control



• Shown with Optional Top Cover and Safety Door Inter-lock

### FEATURES

- 7.5 HP Spindle Output
- 12,000 RPM Maximum Spindle Drives
- AC Digital Servo & Spindle Drives
- Rigid Tapping Up to 6000 RPM
- Servo Motors with Absolute Encoder
- Rugged Meehanite® Castings
- Automatic Central Lubrication System
- Full Chip & Coolant Guards
- Spindle Air Curtain
- Fast 16 Tool Swing-Arm ATC System
- Random Access & Bi-Directional Tool Magazine
- RS 232C Interface
- High Efficient Coolant System
- Full Alphanumeric Keyboard
- Precision Hardened & Ground Ballscrews
- Cutting Air Blast
- Hand-Held Coolant Nozzle
- Oil Skimmer

# YCI SUPERMAX®

PRECISION MACHINES

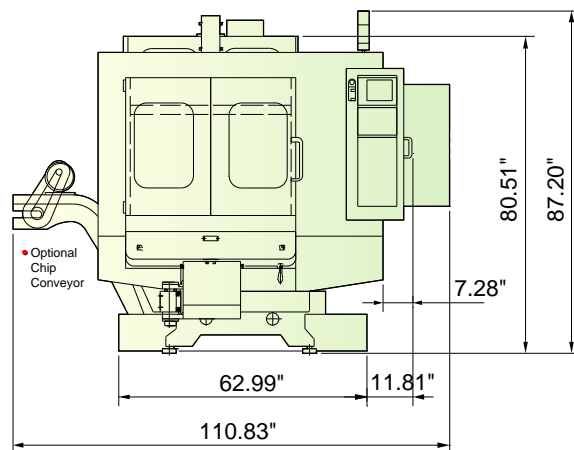
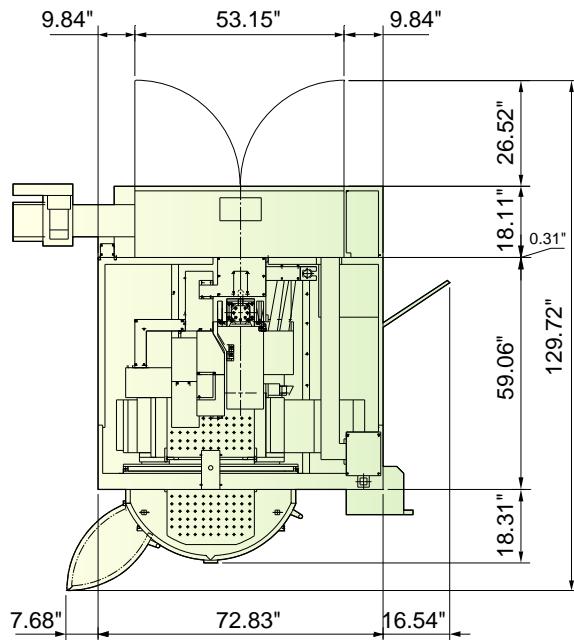
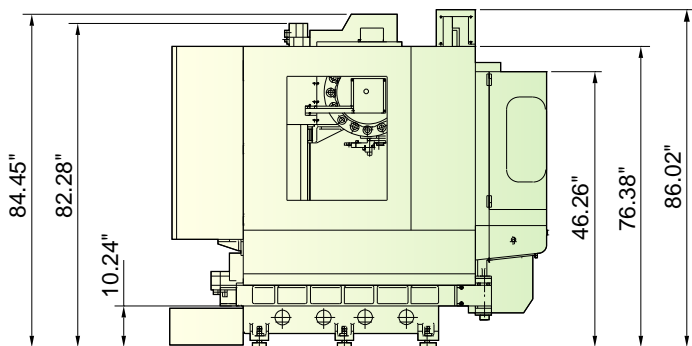
## STANDARD ACCESSORIES

- Tool Kit
- Work Lamp
- Spindle Air Blast
- Coolant System
- Way Covers (X,Y,Z)
- Central Lubrication System
- Hand-Held Coolant Nozzle
- Chip Enclosure
- Cutting Air Blast
- Oil Simmer
- Leveling Pads and Bolts
- Part Manual
- Operation Manual
- Electrical Manual

## OPTIONAL ACCESSORIES

- Optical Scale
- Foundation Bolts
- Lift-up Type Chip Conveyor
- High Pressure Coolant Pump
- Heat Exchanger in Control Cabinet
- Oil-Mist Coolant System
- Safety Door
- Flush Coolant System
- Spindle Cooling System
- Full 4th Axis
- Touch Probe (RENISHAW MP-10)
- Automatic Tool Length Measurement System (METROL T-24E-4-01)

UNIT: Inch



## SPECIFICATIONS

### SPINDLE

Motor	FANUC AC Digital Spindle Motor
Maximum Horse Power	7.5 HP (5 Min.)
Maximum Speed	12,000 rpm / 15,000 rpm (optional)

### TABLE

Number of Table / Changing Method	2 / Rotation Type
Changing Time	5 Sec.
Size	22.0" x 16.1"
Hole Pattern	80mm Centers / M12x1.75
Maximum Load	264 lb.

### ATC

Tool Type	BT-30
Maximum Tool Weight / Length	8.8lb. each / 7.8"
Maximum Tool Capacity	16 / 20 (optional)
Tool Change Time (Approx.)	1 sec. (T-T) / 2 sec. (C-C)

### ACCURACY (Linear)

Table Positioning	± 0.00016"
Repeatability	± 0.00008"

### FEED RATE

Rapid Feed Rate	X,Y: 1418 ipm, Z: 945 ipm
Cutting Feed Rate	0.04 - 394 ipm

### TRAVEL

X Axis	22.04"
Y Axis	16.14"
Z Axis	17.71"

### GENERAL

Machine Weight	6820 lb.
Power Consumption	23.2 kVA
Pneumatic Pressure (Min.)	85 psi
Floor Spacing	8' D x 5'4" W x 8'1" H

**Note:** The manufacturer reserves the right to modify the design, specifications, mechanisms, etc. to improve the performance of the machine without notice. All the specifications shown above are just for reference



**YCI Inc.**

10629 Forest Street, Santa Fe Springs, CA 90670

TEL 562.906-6118 FAX 562.906-6107

ISO 9001, 14001 Certified Manufacturer

Web Page: [www.ycisupermax.com](http://www.ycisupermax.com) E-mail: [sales@ycisupermax.com](mailto:sales@ycisupermax.com)

DEALER: